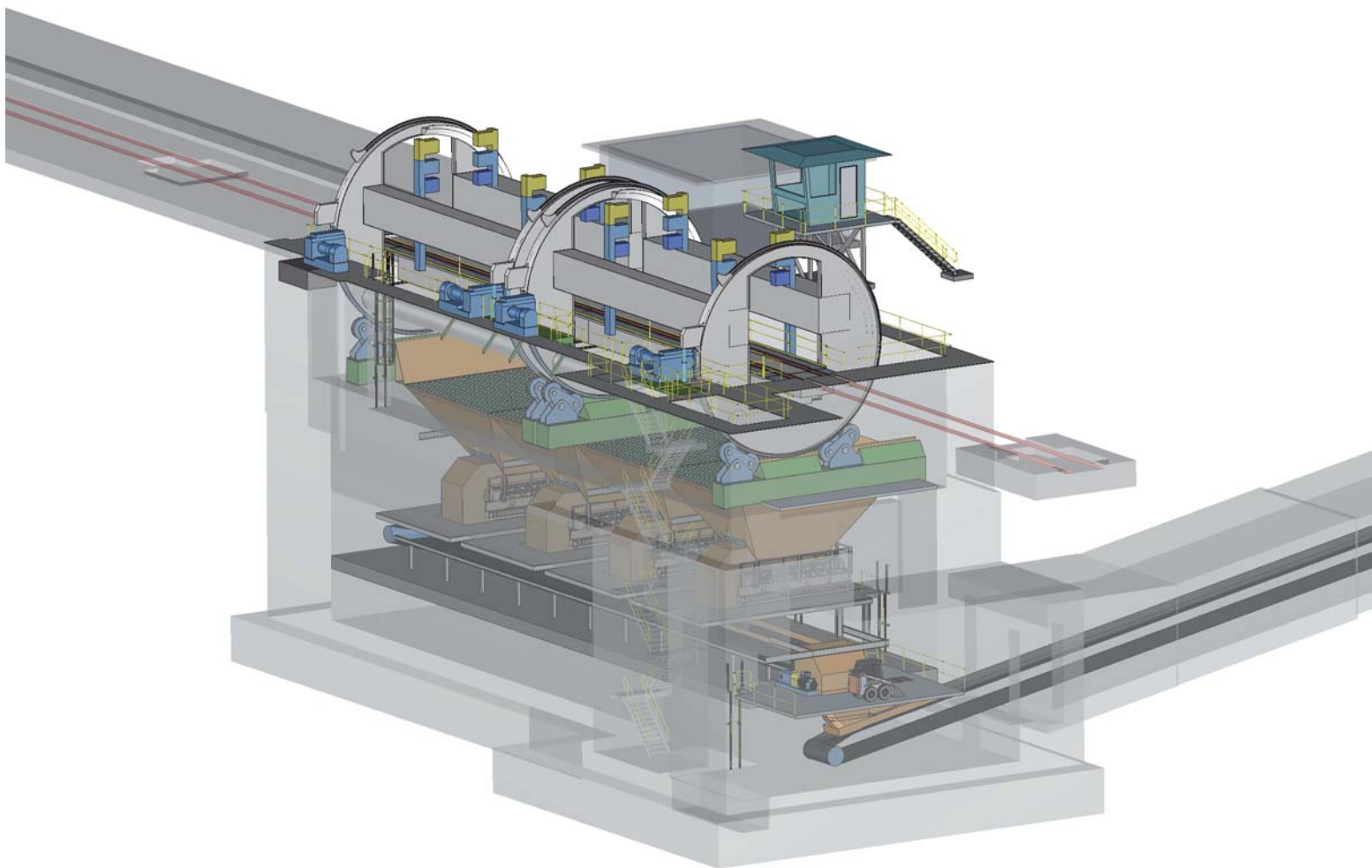
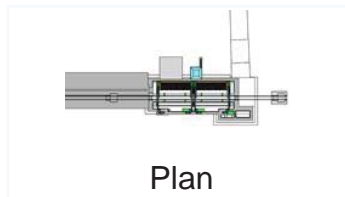
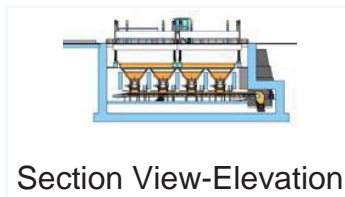
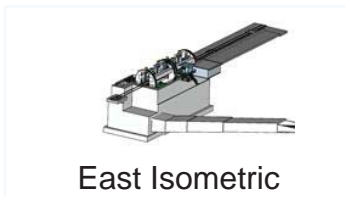
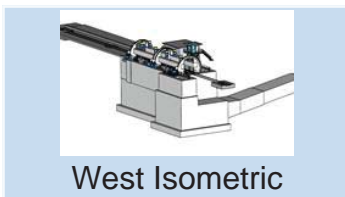


ASPA RCD2 and Take-Away System Replacement



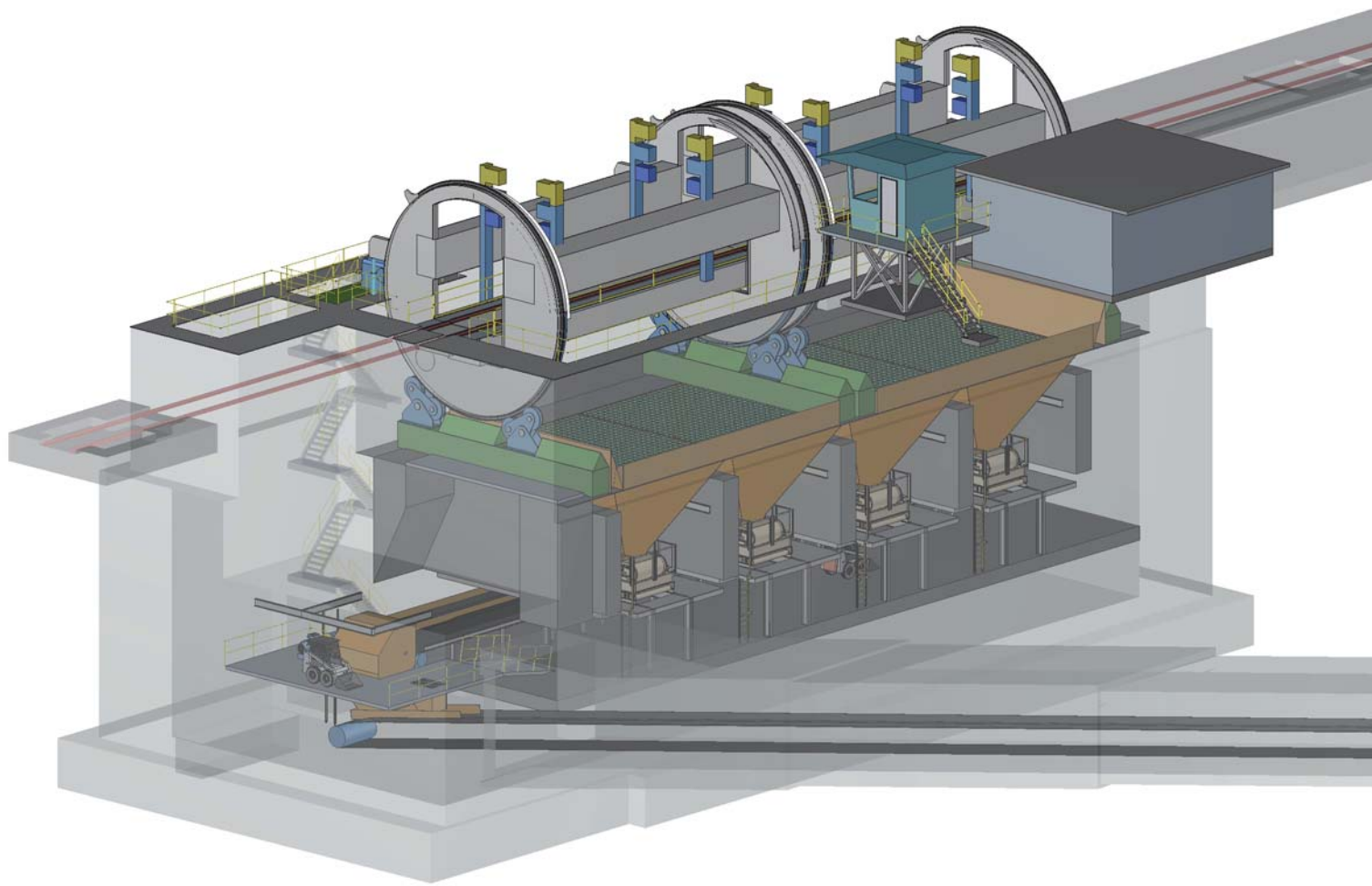
CLIENT	Alabama State Port Authority
AST REF	ASPA RCD2 Assembly
DOC NO	A218-03-3DGA_0
TITLE	3D General Arrangement
REVISION	0
DATE	2020-06-04
DESIGNER	G. Douglas
ENGINEER	W. Alimena

NOTES



THE INFORMATION AND/OR MATERIAL IN THIS DOCUMENT ARE INSTRUMENTS OF SERVICE FOR USE SOLELY WITH RESPECT TO THIS PROJECT, ARE CONCEPTUAL IN NATURE, FOR INFORMATION AND REFERENCE ONLY AND ARE NOT INTENDED OR REPRESENTED TO BE SUITABLE FOR REUSE ON EXTENSIONS OF THE PROJECT OR ON ANY OTHER PROJECT.

ASPA RCD2 and Take-Away System Replacement

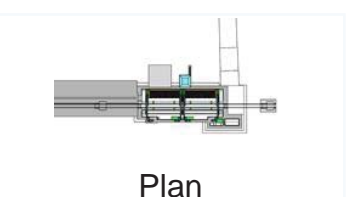
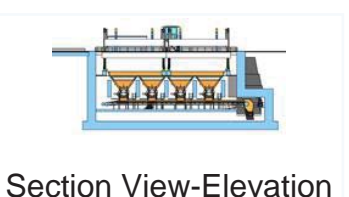
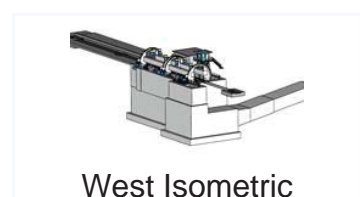


CLIENT	Alabama State Port Authority
AST REF	ASPA RCD2 Assembly
DOC NO	A218-03-3DGA_0
TITLE	3D General Arrangement
REVISION	0
DATE	2020-06-04
DESIGNER	G. Douglas
ENGINEER	W. Alimena

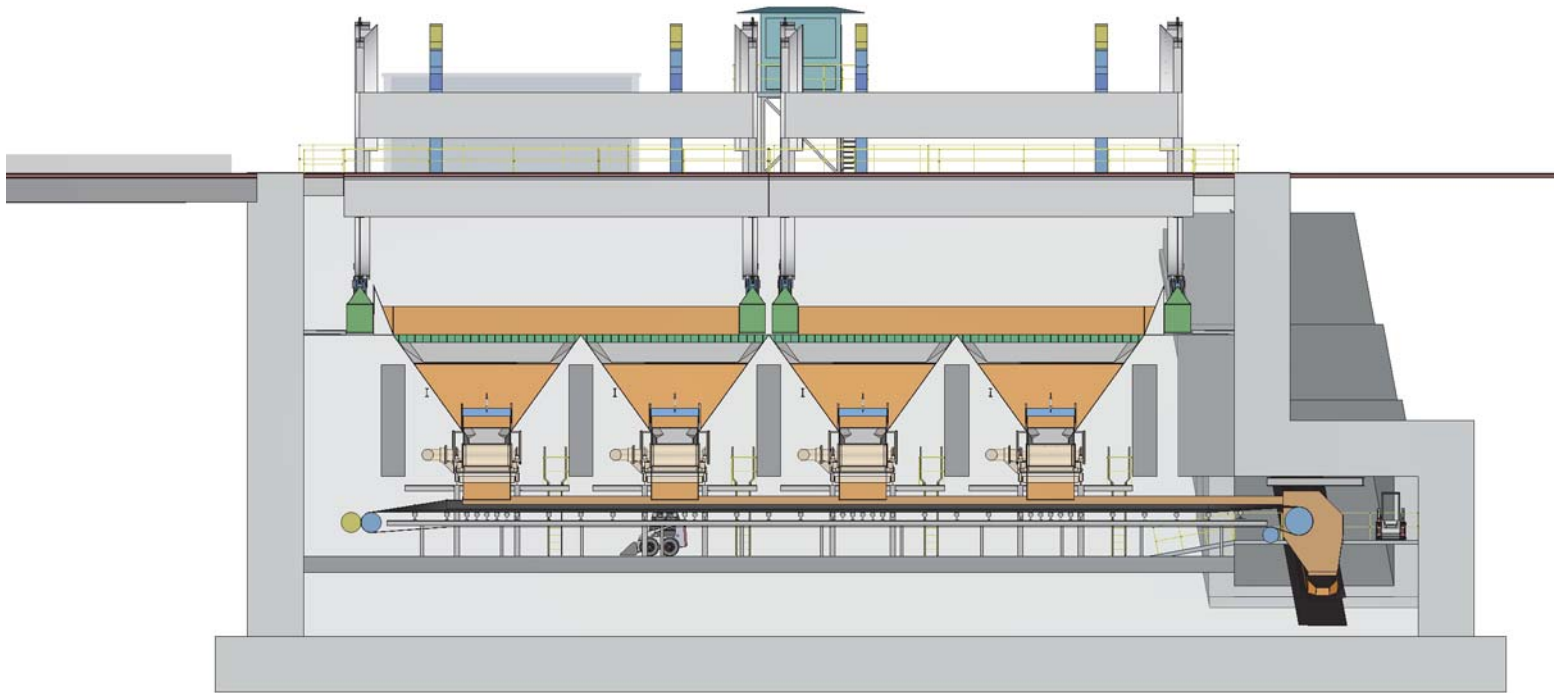
NOTES



THE INFORMATION AND/OR MATERIAL IN THIS DOCUMENT ARE INSTRUMENTS OF SERVICE FOR USE SOLELY WITH RESPECT TO THIS PROJECT, ARE CONCEPTUAL IN NATURE, FOR INFORMATION AND REFERENCE ONLY AND ARE NOT INTENDED OR REPRESENTED TO BE SUITABLE FOR REUSE ON EXTENSIONS OF THE PROJECT OR ON ANY OTHER PROJECT.

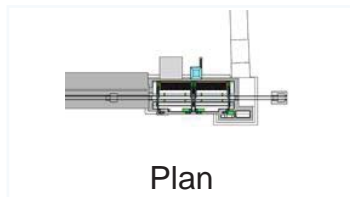
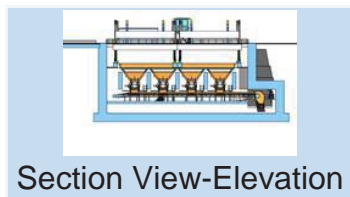
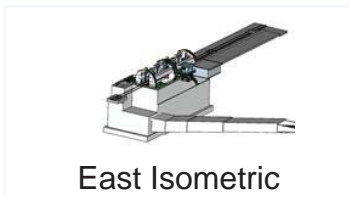



ASPA RCD2 and Take-Away System Replacement



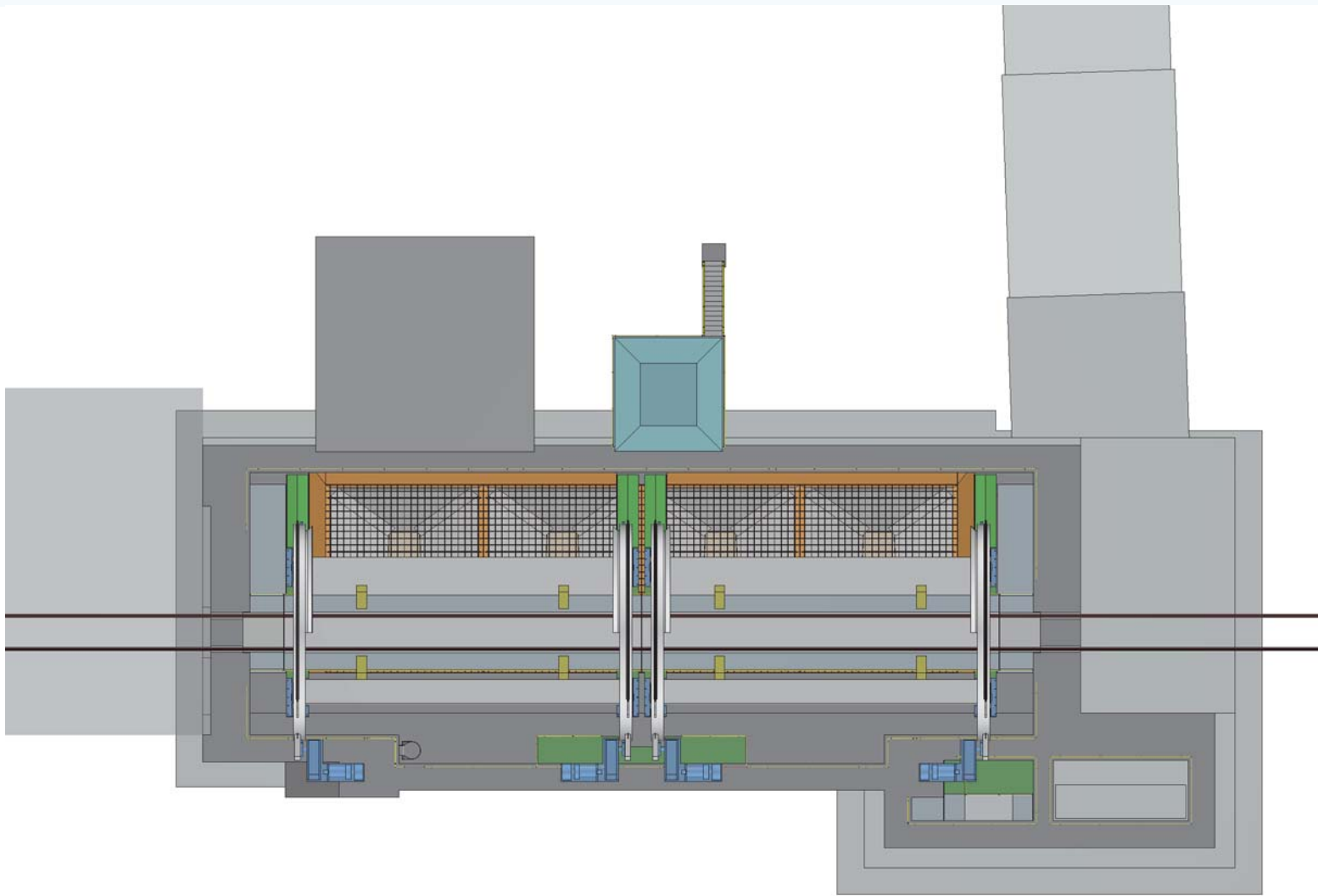
CLIENT	Alabama State Port Authority
AST REF	ASPA RCD2 Assembly
DOC NO	A218-03-3DGA_0
TITLE	3D General Arrangement
REVISION	0
DATE	2020-06-04
DESIGNER	G. Douglas
ENGINEER	W. Alimena

NOTES




THE INFORMATION AND/OR MATERIAL IN THIS DOCUMENT ARE INSTRUMENTS OF SERVICE FOR USE SOLELY WITH RESPECT TO THIS PROJECT, ARE CONCEPTUAL IN NATURE, FOR INFORMATION AND REFERENCE ONLY AND ARE NOT INTENDED OR REPRESENTED TO BE SUITABLE FOR REUSE ON EXTENSIONS OF THE PROJECT OR ON ANY OTHER PROJECT.

ASPA RCD2 and Take-Away System Replacement

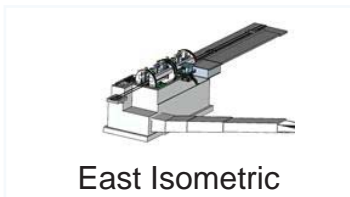


CLIENT	Alabama State Port Authority
AST REF	ASPA RCD2 Assembly
DOC NO	A218-03-3DGA_0
TITLE	3D General Arrangement
REVISION	0
DATE	2020-06-04
DESIGNER	G. Douglas
ENGINEER	W. Alimena

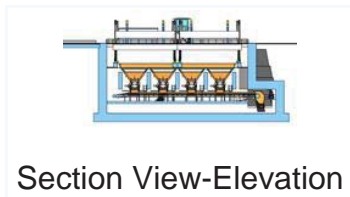
NOTES



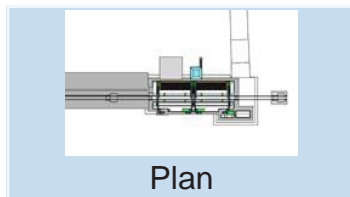
West Isometric



East Isometric



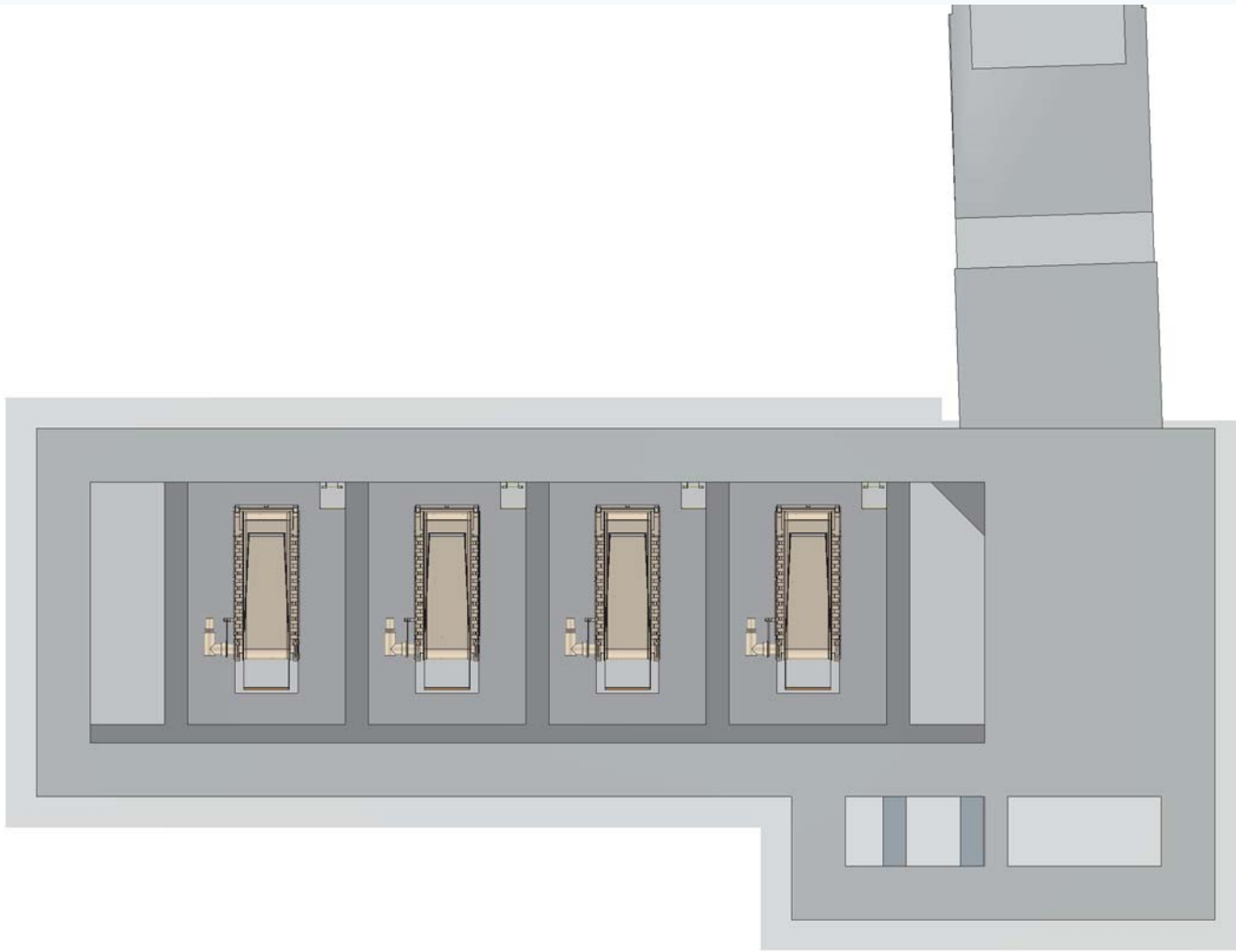
Section View-Elevation



Plan

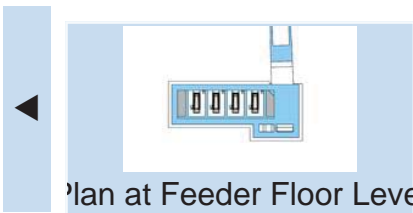
THE INFORMATION AND/OR MATERIAL IN THIS DOCUMENT ARE INSTRUMENTS OF SERVICE FOR USE SOLELY WITH RESPECT TO THIS PROJECT, ARE CONCEPTUAL IN NATURE, FOR INFORMATION AND REFERENCE ONLY AND ARE NOT INTENDED OR REPRESENTED TO BE SUITABLE FOR REUSE ON EXTENSIONS OF THE PROJECT OR ON ANY OTHER PROJECT.

ASPA RCD2 and Take-Away System Replacement

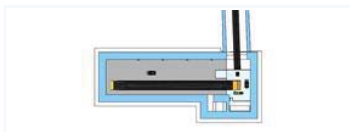


CLIENT	Alabama State Port Authority
AST REF	ASPA RCD2 Assembly
DOC NO	A218-03-3DGA_0
TITLE	3D General Arrangement
REVISION	0
DATE	2020-06-04
DESIGNER	G. Douglas
ENGINEER	W. Alimena

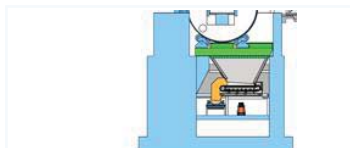
NOTES



Plan at Feeder Floor Level



Plan at New Conveyor



Section View-Middle



Section at C16

THE INFORMATION AND/OR MATERIAL IN THIS DOCUMENT ARE INSTRUMENTS OF SERVICE FOR USE SOLELY WITH RESPECT TO THIS PROJECT, ARE CONCEPTUAL IN NATURE, FOR INFORMATION AND REFERENCE ONLY AND ARE NOT INTENDED OR REPRESENTED TO BE SUITABLE FOR REUSE ON EXTENSIONS OF THE PROJECT OR ON ANY OTHER PROJECT.

ASPA RCD2 and Take-Away System Replacement

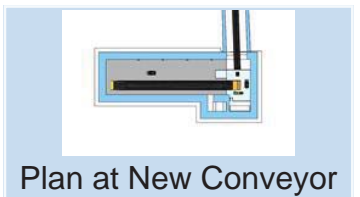


CLIENT	Alabama State Port Authority
AST REF	ASPA RCD2 Assembly
DOC NO	A218-03-3DGA_0
TITLE	3D General Arrangement
REVISION	0
DATE	2020-06-04
DESIGNER	G. Douglas
ENGINEER	W. Alimena

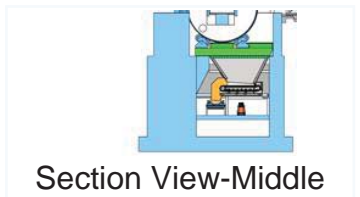
NOTES



Plan at Feeder Floor Level



Plan at New Conveyor



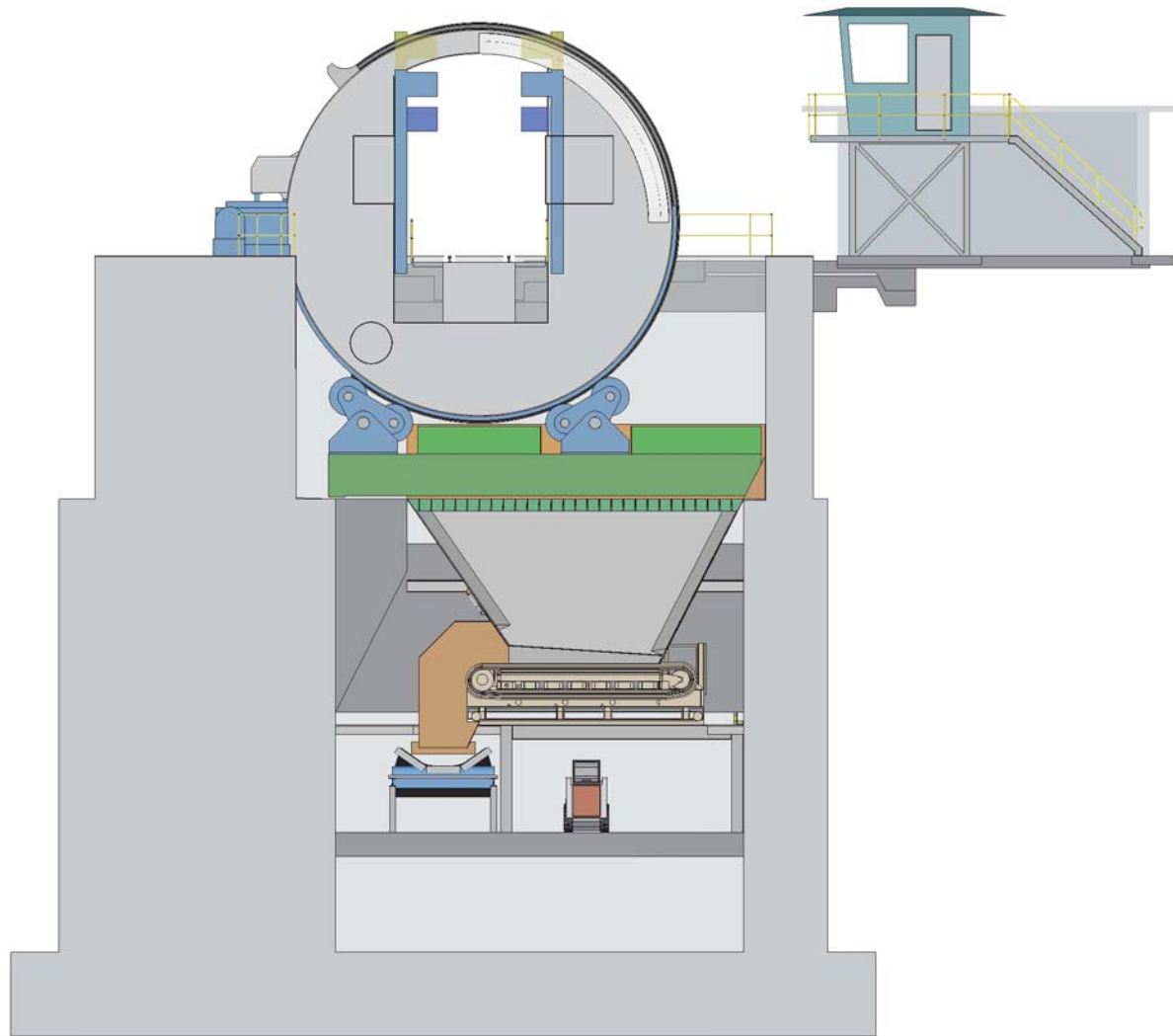
Section View-Middle



Section at C16

THE INFORMATION AND/OR MATERIAL IN THIS DOCUMENT ARE INSTRUMENTS OF SERVICE FOR USE SOLELY WITH RESPECT TO THIS PROJECT, ARE CONCEPTUAL IN NATURE, FOR INFORMATION AND REFERENCE ONLY AND ARE NOT INTENDED OR REPRESENTED TO BE SUITABLE FOR REUSE ON EXTENSIONS OF THE PROJECT OR ON ANY OTHER PROJECT.

ASPA RCD2 and Take-Away System Replacement

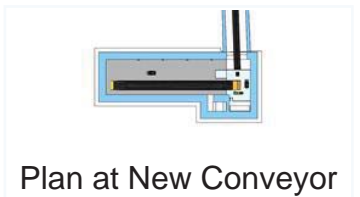


CLIENT	Alabama State Port Authority
AST REF	ASPA RCD2 Assembly
DOC NO	A218-03-3DGA_0
TITLE	3D General Arrangement
REVISION	0
DATE	2020-06-04
DESIGNER	G. Douglas
ENGINEER	W. Alimena

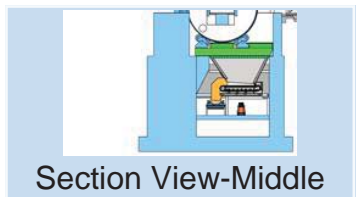
NOTES



Plan at Feeder Floor Level



Plan at New Conveyor



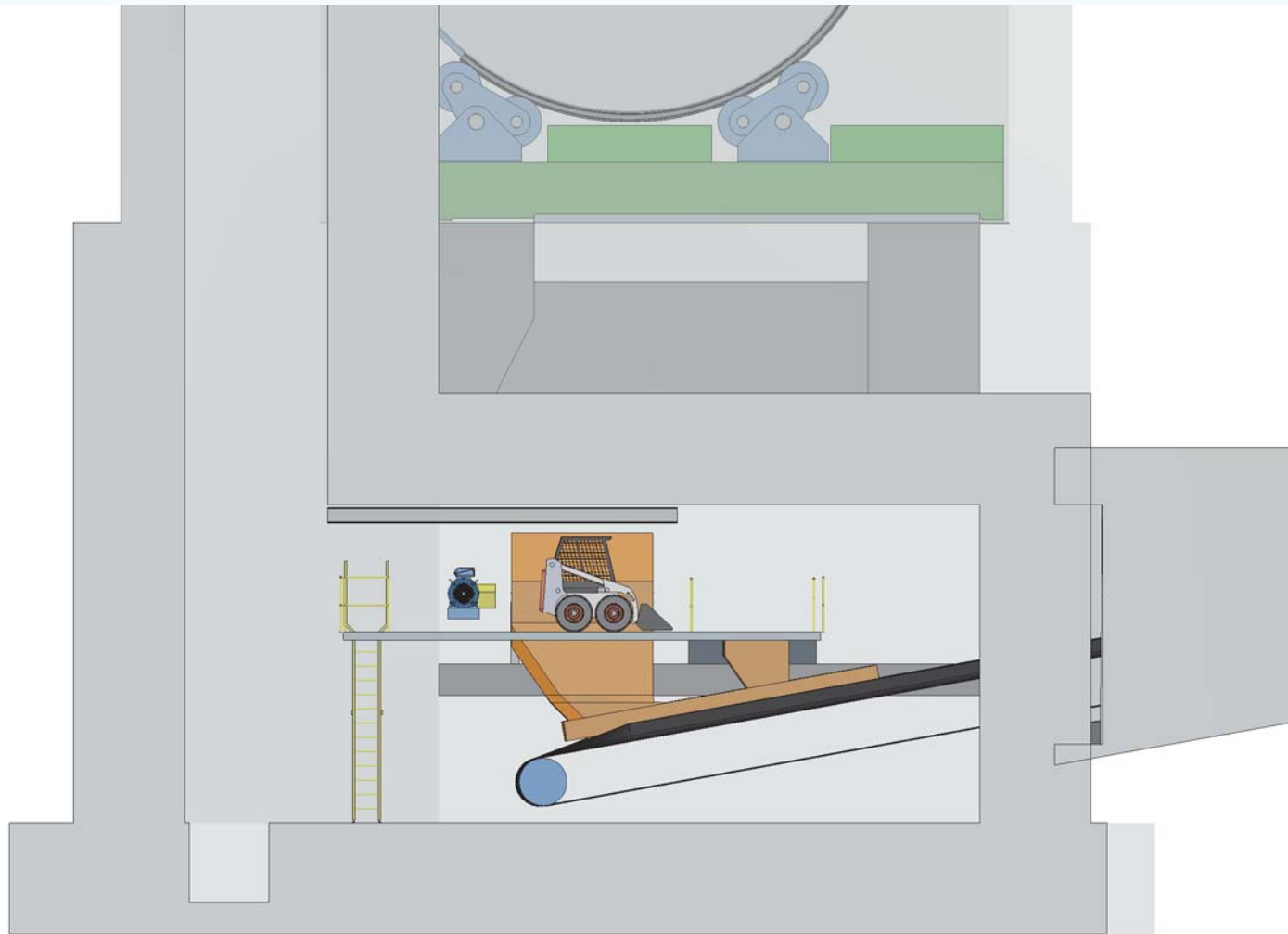
Section View-Middle



Section at C16

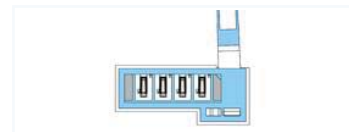
THE INFORMATION AND/OR MATERIAL IN THIS DOCUMENT ARE INSTRUMENTS OF SERVICE FOR USE SOLELY WITH RESPECT TO THIS PROJECT, ARE CONCEPTUAL IN NATURE, FOR INFORMATION AND REFERENCE ONLY AND ARE NOT INTENDED OR REPRESENTED TO BE SUITABLE FOR REUSE ON EXTENSIONS OF THE PROJECT OR ON ANY OTHER PROJECT.

ASPA RCD2 and Take-Away System Replacement

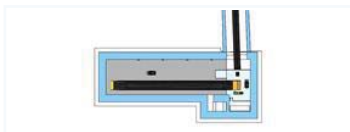


CLIENT	Alabama State Port Authority
AST REF	ASPA RCD2 Assembly
DOC NO	A218-03-3DGA_0
TITLE	3D General Arrangement
REVISION	0
DATE	2020-06-04
DESIGNER	G. Douglas
ENGINEER	W. Alimena

NOTES



Plan at Feeder Floor Level



Plan at New Conveyor



Section View-Middle



Section at C16

THE INFORMATION AND/OR MATERIAL IN THIS DOCUMENT ARE INSTRUMENTS OF SERVICE FOR USE SOLELY WITH RESPECT TO THIS PROJECT, ARE CONCEPTUAL IN NATURE, FOR INFORMATION AND REFERENCE ONLY AND ARE NOT INTENDED OR REPRESENTED TO BE SUITABLE FOR REUSE ON EXTENSIONS OF THE PROJECT OR ON ANY OTHER PROJECT.